

THRUMS

President's Message

Dear Weavers,

Spring is such a long awaited and busy time of year for many of us. Although this winter seemed to hold on as long as possible, our minds and bodies can now turn towards spring renewal: clearing clutter, opening windows, hanging out clothes, airing mattresses, beating rugs, washing windows, and shifting wardrobes. Spring is also an energizing season. As we bask in the warmth of its longer days, spring beckons us outside more to take walks, rake garden beds, plant bulbs, mulch, and wash deck furniture. At this busy time of year, it's a wonder we can squeeze in any weaving time. But, while sitting at a loom may not be first on the list, it's good to remember that spring weaving can also mean outdoor farm and fiber festivals, natural dyeing projects, and shearing wool. I hope you find yourself immersed in weaving in some way, shape, or form as we enter this glorious time of year.

April is also a time when the guild renews and takes on its new set of Officers. It has been a joy for me to be part of the most recent leadership team for the guild. Thanks to all our officers and coordinators for the work they have done and continue to do into the future to keep our guild vital and viable. It certainly takes a village to make it work, and ours is pretty solid.

Happy Weaving!
Donna C.



Making friends at a summer fiber festival in Iceland.

Guild Officers 2024-2026

President

Donna Connery

1st Vice President

Valerie Kaiser

2nd Vice President

Elaine DuBois

Secretary

Eileen Kloss

Treasurer

Donna Johnson-Brown

Mission

The mission of the Syracuse Weavers Guild is to stimulate an interest in the art and craft of weaving, achieve a high standard of excellence and help encourage all persons interested in weaving.

Traveling Loom | Elaine DuBois

The traveling loom has an Overshot Cubed Sampler on it and is making its rounds through the twelve members that signed up. We only have four members remaining, so it's time to start thinking about what you would like the next project to be.

SWG Study Groups and Special Projects | Elaine DuBois

Study groups are small groups of members that share a common weaving interest. Participants gather either in person or via Zoom outside of regular guild meetings. For more information contact Elaine, or the group leader listed for your particular group of interest.

Small Bands

(Nancy Smothergill)

Come the Fall, the Small Bands group will turn their main focus to Baltic Pick-up band weaving. We meet following the business meeting of the guild. Any one is welcome to join us. No experience needed.

Tapestry

(Donna Movsovich)

The Tapestry Study Group meets on the 4th Tuesday of the month at 2:00-3:00 pm via Zoom from September to May. This year, we are getting together, occasionally in person, and working on individual weavings with the same theme.

Rigid Heddle

(Valerie Kaiser)

Our most recent meeting featured lively discussion on tips and tricks for weaving towels on a rigid heddle loom. We meet on zoom monthly on the 3rd Monday, 6:30-7:30.

Helping Hands

(Donna Connery)

Theoretically, the winter weather has broken, and Route 81 should be free and clear of snow for a while. So our efforts at the Handweaving Museum resumed in March, with a dive into the Berta Frey collection. There are so many treasures discovered on each trip, such as this beautiful overshot border inlay onto a plain weave ground. This would have made a stunning entry for our PW guild challenge this year!



March Meeting Recap | Jaylynn Ross

During the March meeting, we not only had great weather (finally!), but we were also given the privilege of learning about "The Wide World of Narrow Bands" by Nancy Smothergill. Nancy put on a wonderful presentation with pictures that taught us so much about the history of woven bands throughout the ages of weaving. These slender bits of woven cloth were not just decorative, but functional and deeply woven (see what I did there?) into the cultures around the world. I didn't realize that the phrase "cutting through the red tape" actually referred to truly red narrow woven bands that were used to hold government documents together. (fascinating!)

Nancy also shared her collection of small looms and gave the guild members permission to play with them to see how they all function - from beautifully carved, handmade looms to simple ones made of popsicle sticks and cardboard! Her presentation included images of loom setups from around the world. Even the "simplest" loom could create beautiful bands that were used in ceremonies, to beautify clothing, or even just hold someone's pants up. Nancy provided many book suggestions throughout her presentation (some we have in the guild library so check them out!) and a couple of computer programs that weavers can use to "play" with color and design. Her samples of woven bands that she had made or were given, were gorgeous and gave the guild the opportunity to see how diverse "narrow bands" could be. Thank you Nancy for opening our eyes to this part of the weaving world!

April Meeting Recap | Emily Lennox

For the April program, we went around the room and everyone got to show off their plain weave challenge project. The first thing that was apparent was that this was a wonderful choice of a challenge. Many did more than one project and commented on how fast and unexpectedly satisfying the plain weave was. Others used this project as stash busting or to try previously unconsidered fibers. More than once we discussed how hard it can be to try to be "random" with weft choice.

A common, though delightful, choice was to create texture in different ways. Some used yarns of different thicknesses within a single project to create something that had more depth. Some used yarns that shrunk differently to create a thin/thick contrast after washing. One used all wool and fulled it to create a soft, thick fabric.

We saw tapestries, towels, blankets, napkins, and scarves and none of them were very similar or at all plain.

A lovely slide show was made showing the projects that were shared. It was shared via email; write to SyracuseWeaversGuild@gmail.com if you missed it.



Intricate 8-shaft towel woven by Joyce using Strickler's pattern #330-5 with 8/2 cotton. White warp with a black stripe and a green weft makes for a beautifully textured project.

Ausma Silins | Nancy Smothergill

At the March meeting, Nancy talked about a past weaver in the guild, Ausma Silins. Ausma was an amazing weaver and had a thriving business of weaving traditional Latvian costumes, etc. The newspaper article pictured here was published in the Syracuse Herald Journal in 1973. The text of the article reads as follows:

Weaving becomes her way of life

Image Caption: Mrs. John Silins, a Latvian native and member of Syracuse Weavers Guild, will exhibit her weaving skill at Lincoln First Bank-Central's MONY office, through Nov. 2, between the hours of 11 a.m. to 3 p.m.

Weaving has been a way of life for many years for Mrs. Silins of Newell Hill Road, LaFayette.

A native Latvian, Mrs. Silins learned the art of weaving when she was 16 years old at a special school which offered a three-year course in weaving.

In 1949 with Latvia being threatened by Russian takeover, Mr. and Mrs. Silins and their infant son left their Baltic homeland and came to the United States.

While weaving provided a source of income in her native country, Mrs. Silins continued the art in the United States solely as a hobby.

A member of the Syracuse Weavers Guild, Mrs. Silins made all the attire for her daughter's traditional Latvian wedding. All of her spare time is spent at the two gigantic looms which her husband built for her.

An active participant in the Festival of Nations, Mrs. Silins is weaving much of her fabric for the native costumes used in the exhibition. She will demonstrate her skill at Lincoln First Bank-Central's MONY office this week through Friday from 11 a.m. to 3 p.m. daily.



To Contact a Fellow SWG Member:

- Use your Member Booklet
- Write to SyracuseWeaversGuild@gmail.com

Upcoming Fiber Events

May 2, 2026 8:30am-6pm May 3, 2026 8:30am-5pm	Maryland Sheep and Wool Festival	Howard County Fairgrounds 2210 Fairgrounds Road West Friendship, MD 21794-9604
May 9, 2026 10:00am-4pm	Shepherd's Wool Market	Rush United Methodist Church 6200 Rush Lima Rd Rush, NY 14543
May 9, 2026 9:00am-5pm May 10, 2026 9:00am-4pm	NH Sheep & Wool Festival	Deerfield Fair Grounds 34 Stage Rd Deerfield, NH, 03037
May 17-18, 2026 10:00am-4pm	Central Pennsylvania Fiber Festival	Lycoming County Fairgrounds 1 East Park Street Hughesville, PA 17737
June 6-7, 2026 10:00am-4pm	CNY Fiber Artists & Producers	Herkimer County Fairgrounds 135 Cemetery Street Frankfort, NY



Eileen wove this colorful crackle sample from an interesting mix of tencel, alpaca merino, cotton, silk noil and rug wool. She submitted the sample with careful documentation for inclusion in our guild sample book.

Book Review | Karen Jean Smith

The Daring Ladies of Lowell

Kate Alcott

Published by Doubleday 2014

The setting for this book is Lowell, Massachusetts in the first half of the 19th century when the textile industry was thriving and the mill workers had few if any rights. Although a work of fiction, the story is based on the actual murder of a mill girl and the trial that followed. For those who crave a bit of romance, you will find here. Kate Alcott also wrote The Dressmaker which was made into a movie with Kate Winslet. I found this to be an enjoyable read.

CNY Fiber Arts Festival | Joyce Lock, Sue Szczoka

The [CNY Fiber Arts Festival](#) is June 6th and 7th, 2026 at the Herkimer County Fairgrounds in Frankfort, NY. The fairgrounds are east of Utica and easily accessible from the NYS Thruway. This fun, two-day festival has lots of vendors, workshops, fiber arts and sheep herding demonstrations along with a Youth Sheep Show.

Weaving Demonstration Opportunity

This is a great opportunity for the guild to promote weaving and the guild itself. Fiber arts demonstrators will be housed in their own building with plenty of space. Demonstrators get a free entry pass to the festival along with the enjoyment of interacting with our fellow weavers and hopefully new weavers. You've got plenty of experience and love of the craft, please consider sharing it with the public!

Viv Fulton Memorial Weaving Competition

Attention all weavers! Here is a great chance to strut your stuff and maybe win a prize in the process! The annual Viv Fulton Memorial Weaving Competition is open to weavers of any experience level, both adults and teens. There are three categories - Home Decor, Wearables, and Novice. Cash prizes for first, second, and third places will be awarded in all categories in addition to the People's Choice award. Entries will be judged on originality and execution and may be made from any natural fiber, including bamboo, rayon and Tencel™. See <https://cnyfiberarts.org/weaving-competition/> for more details and to register online. Up to four weavings can be entered; the entry form must be completed by June 1st. So, get your creative weaving juices flowing and plan to enter the competition!

Questions? Contact Joyce Lock or Sue Szczotka

Save the Date!

CNY Fiber Arts Festival

June 6 - 7
2026

Herkimer County
Fairgrounds
135 Cemetery St.
Frankfort, NY 13340




www.cnyfiberarts.org



Library | Donna Connery

<https://syracuseweaversguild.org/guild-library/>



The time for summer weaving is swiftly approaching. Be sure to peruse the guild's library catalog on LibraryThing to request that special book to help you achieve your goals. Here's a new addition to the library to consider as you ponder your summer projects. Many thanks to Meg Welch for her book donation of *An Exaltation of Blocks*, a 2-volume set by Rosalie Neilson. This book was the focus of a guild program in February 2024 by Susan Mehringer and Rachel Abbott on "Profile Drafts and Block Weaves." So many blocks, so little time.

Syracuse Weavers Making Waves

Donna Connery's recounting of her trip to Morocco can be found in Shuttle, Spindle, and Dyepot's spring 2026 travel issue, with her bobbins of agave silk from Fez featured on the cover.



Sue's cheerful, warm and cozy doubleweave blanket was woven at 24 epi with sport weight yarn from Brown Sheep.

Committees

Booklets

Nancy Smothergill

Communications

Meg Welch

Equipment Coordinator

Joyce Lock

Library

Donna Connery

Meeting Space Liaison

Lois Koenig

Meeting Tech Support

Nancy Gaus

Membership

Roberta Mou

Newsletter

Susan Mehringer

Program

Valerie Kaiser

Refreshments

Sally Meyers

Sample Book Curator

Eileen Kloss

Social Media

Valerie Kaiser

Special Projects

Elaine DuBois

Website Administrator

Joyce Lock

Syracuse Weavers Guild 2025-2026 Programs | Valerie Kaiser

Location: All Programs are held at the Good Shepherd Lutheran Church Community Room, 7248 Highbridge Road, Fayetteville, NY 13066 with the exception of the field trip and the May luncheon.

5/2

Annual Luncheon and Towel Exchange

Please join us for our final gathering of the year. Contact the guild email address for the location of the May luncheon.

Refreshments | Sally Meyers

Refreshments volunteers provide a snack or dessert and hot water. Members should bring their own lunch, utensils, mug, etc. Our supplies are in a basket placed in a storage cabinet provided by the church. Please bring any other questions or concerns to Sally Meyers.

Duties:

- Know your day. Sally emails a reminder about a week before the meeting.
- Arrange for someone to take your place if you cannot make it and notify Sally.
- Communicate with your partner.
- Provide dessert.

Volunteers:

- Arrive early to prepare the table and hot water.
- Clean up the food area.
- If you notice that items are needed in the supply baskets, let Sally know.

THANK YOU all for volunteering!!

Membership | Roberta Mou

Our Membership runs from May-May, but we welcome new members any time!

Dues:

Regular: \$30.
Senior (over 62): \$25.
Joining after January: \$15.

Join or renew by sending Roberta the form with your dues, via PayPal, or at the May meeting.

To pay online, sign into your PayPal account and send the dues to membershipSWG@gmail.com.

Select "send money to a friend" so the Guild does not pay the transfer fee.

Please include all your contact information in this field.

To pay by check, make checks payable to Syracuse Weavers Guild and mail to:

Roberta Mou
205 Burlington Drive
Manlius, NY 13104

Name _____

Phone _____

Email _____

Address _____

City _____

State _____ Zip _____

(For new members) What skill level do you consider yourself?

(For new members) How did you hear about the SWG? _____

Web Sites and Social Media

SWG Website - Joyce Lock - <https://www.syracuseweaversguild.org>

Visit the website to see the guild calendar, newsletters, a description of the annual guild challenge, activities such as study groups, the FAQs webpage, and a list of resources for weavers:

<https://syracuseweaversguild.org/wp-content/uploads/2024/04/swg-resources-for-weavers.pdf>

Instagram - Valerie Kaiser - [syracuse_weavers_guild](#)

Use Instagram to promote the guild and show off our accomplishments. Valerie shows how to post our photos and announcements in a quick 12-minute talk: <https://youtu.be/zCUWrwG6eBk>

SWG Library catalog - Donna Connery -

<https://www.librarything.com/catalog/syracuseweaversguild>

SWG has a library available for members to borrow weaving books, magazines, and DVDs. All you need to do is:

- Access our catalog on LibraryThing using the URL above
- Search our catalog (not all of LibraryThing) on keyword to see what we have
- Let Donna know by the Friday before meetings what you'd like

Ravelry group - Donna Connery - <https://www.ravelry.com/groups/syracuse-weavers-guild>

Post questions, challenge discussion topics, and photos of your projects.

Halcyon Yarn - Joyce Lock - <https://halcyonyarn.com/guild/>

When placing an order with Halcyon Yarn, note that you are a member of SWG (by phone, or in the Comments box for web orders), to net SWG 5% of the sale.

SWG Video Archive - Nancy Gaus - Link to playlist is available by request.

Recorded videos of our past monthly programs are available for self study or for study groups. Available to members only.

Members Weaving Interests and Looms - Joyce Lock - Link to file is available by request.

Have a question about a weave structure or loom? Take a look at this list of members' weaving interests and the looms they own. Want to be a mentor to others? Add your interest and the looms you own to the list. Available to members only.

SWG Looms and Equipment for Rent | Joyce Lock

Rental fee is \$2 per week. If interested in borrowing one of these looms and it is available, please contact the person listed in the table.

Description	Current Use	Contact	Notes
Kyra 22" 4S #1 table loom	Available	Joyce Lock	
Kyra 22" 4S #2 table loom	Not available	Traveling Loom	
Kyra 22" 4S #3 table loom	Available	Joyce Lock	
Peacock 12" 2S loom #1	Available	Joyce Lock	http://possumjimandelizabeth.com/adjusted_images/loom_table_plaid.jpg
Peacock 12" 2S loom #2	Available	Joyce Lock	http://possumjimandelizabeth.com/adjusted_images/loom_table_plaid.jpg
Peacock 12" 2S loom #3	Available	Joyce Lock	http://possumjimandelizabeth.com/adjusted_images/loom_table_plaid.jpg
Inkle looms	Available	Donna Connery	
Purrington Norris 14" 12S table loom	Available	Joyce Lock	http://www.purringtonlooms.com/tablelooms.htm
LeClerc Dorothy Green Model 12" 8S table loom	Available	Joyce Lock	https://www.camillavalleyfarm.com/weave/leclerchistory.htm Scroll down to find table looms.
LeClerc Dorothy 15" 8S table loom	Available	Joyce Lock	http://www.camillavalleyfarm.com/pics/leclerc/ldor007.jpg
Schacht 25" rigid heddle loom	Not available	Paulette Quinn	https://schachtspindle.com/products/flip-rigid-heddle-loom
Wavy Stick (aka Shuttle)	Available	Donna Connery	https://www.ashford.co.nz/product/wavy-shuttles/
Bobbin Winder	Available	Joyce Lock	Hand crank, sturdy metal, Swedish



Krokbragd pillow by Chris Rudecoff



Joyce Lock sewing a label on a textile in the Berta Frey collection of the TIAC Handweaving Museum.





Norwegian Museum of Cultural History, Oslo. (1800's)

A swayed bench - Would it be more or less comfortable than a flat one?

Images from Norway.

As I was going through my photos I found a few images that I thought might be of interest to guild members. *Karen J S*



Norwegian Museum of Cultural History, Oslo. (1800's)

A fancy rigid heddle loom. Probably heavy for its size as well.



Norwegian Fishing Village Museum, Moskenes Island

I included this picture for those of you who are looking for a way to brighten your studio!