

THRUMS

President's Message

Dear Weavers,

Have you ever had a “eureka” moment, where you learned something by fitting together seemingly disparate pieces? Welcome to the theme of this month's message: reconstructing history. Stick with me here. In writing this month's message, I connected why I pursue geology and weaving with vigor. It's all about an overall fascination with the science of history. Cool.

Naturally, this gets to the core of being part of our guild. I trace my weaving history bug to 2017, when Clara Rose Thomas, a long time guild member and dear weaving teacher to many of us, gave me her c.1790 barn frame loom. The seed planted by Clara Rose has blossomed as I actively pursue the material culture and history of weaving in NY State. Next up is a focus on 18-19th century weavers in Tioga County to support an exhibit in Owego that will include that awesome c.1790 loom.

We are so lucky to have each other and local resources to further our interests. Just in the past year, I have had a chance to learn from

- the guild's field trip to the Alling Coverlet Museum where we discovered the breadth of 19th century fancy coverlet weaving;
- the guild's Shoddy Book Club readings where I came face-to-face with the hard truths about past/present agribusiness and textile manufacture;
- weaving domestic yard goods on barn frame looms where I experienced the physicality of the process;
- textile-related activities at my local Bement-Billings homestead where the intricacies of yarn-making and dyeing come to light;
- volunteer roles at the TI Handweaving Museum where the effort required to preserve and conserve historic textiles is made clear; and
- encounters with brilliant weaving historians like Rabbit Goody and Sonja Wahl.

Recounting this, I am so thankful to all of you for fueling my passion for weaving history. Maybe you, too, have a passion that can be unlocked by someone or something associated with our guild members. All it may take to discover your own quest is being present, asking questions, and sharing knowledge.

Happy Weaving!
Donna C.

Guild Officers 2024-2026

President

Donna Connery

1st Vice President

Eileen Kloss

2nd Vice President

Elaine DuBois

Secretary

Valerie Kaiser

Treasurer

Donna Johnson-
Brown

Mission

The mission of the Syracuse Weavers Guild is to stimulate an interest in the art and craft of weaving, achieve a high standard of excellence and help encourage all persons interested in weaving.

SWG Study Groups and Special Projects | Elaine DuBois

Study groups are small groups of members that share a common weaving interest. Participants gather either in person or via Zoom outside of regular guild meetings. for more information contact Elaine.

Ada Dietz

(Donna Connery)

We are playing with the mathematical expression "square of a binomial," with a zoom check-in scheduled for April 29 and in-person sample exchange June 1st.

Helping Hands

(Donna Connery)

Construction of the new Thousand Islands Arts Center is underway, with a grand opening in May 2026. That means volunteer opportunities at the Handweaving Museum in Clayton are about to explode. If you'd like to help in any way, especially with inventory or data entry, please contact Donna.

Tapestry

(Donna Movsoich)

The Tapestry Study Group meets on the 4th Tuesday of the month at 2:00 pm via Zoom. This year we have an open format, with April's topic on mounting your work. We ask questions and help each other by discussing ideas and resources. You are welcome to join us!

Small Bands

(Nancy Smothergill)

At our final meeting of the year, the Small Bands group focused on a follow-up on threaded-in tablet weaving and an overview of other tablet weaving techniques. The group will resume in September and plot our course from there. The Small Bands group meets monthly following our business meetings.

Rigid Heddle

(Valerie Kaiser)

The Rigid Heddle Study Group is having our first meeting, Tuesday, April 22 at 6:30 PM via zoom. We'll decide goals for the group and frequency of meeting.

Shoddy Book Club

(Nancy Smothergill)

The Shoddy Book Club will meet April 28 to discuss *Threads of Life: A History of the World Through the Eye of a Needle*.

New Member Introduction | Emily L



I am a brand new weaver though I have been a knitter most of my life and started crocheting about 10 years ago. My mother was the reason I started knitting and now she's the reason I started weaving. So far I have just barely started tablet weaving and am quite smitten with it.

Outside of crafting, I have a deep love of mathematics and reading. In the less snowy months, I try to ride my bicycle most places.

March Meeting Recap | Paulette Quinn

Rigid Heddle and Lace Structures




Question: "Just what is a rigid heddle loom?" Answer: "A cleverly designed loom with powerful capabilities," according to Jane Patrick, author of *The Weaver's Idea Book: Creative Cloth on a Rigid-Heddle* - a book that guild member, Valerie Kaiser, lauded throughout her informative presentation.

The clever slot-hole configuration of the two-shaft rigid heddle loom is its superpower. Because the slot threads can move freely, they can be manipulated with a pick-up stick to create a third, or even fourth shaft to allow the weaving of complex patterns. With that capability, along with several other factors, such as affordability, portability, direct warping option and the many patterns that a beginner can accomplish, the rigid heddle loom has a lot going for it. Valerie's particular loom has super-duper power as it has slots for a second heddle built into the frame. This feature expands its capabilities even further to be able to weave finer fabrics, thread different warp densities and weave more complex patterns.

From among the many types of weaving that a rigid heddle loom can be used for, Valerie selected weft-float lace as the focus of this program. She first explained the operation of the rigid heddle itself and described the ease and speed of direct warping - a feature that she appreciates. Using pick-up sticks, several types of weft-faced floats can be created. She demonstrated the step-by-step sequences for lace structures that use one or two pick-up sticks.

Samplers with sections showing a variety of structures were passed around so we could see the differences in appearance of 3/1, 5/1 and 7/1 laces and their variations. A section alternating 3/1 and 5/1 structures showed how design choices can be made by mixing structures. She also had woven a section of 5/1 spot lace which she said was her favorite. There was agreement among us that the samplers were "Great to have to show people" ... "Really well done" ... "Fantastic"!

At the end of her program Valerie's invitation to come up and try out her rigid heddle loom had some takers. We might be having a few new rigid heddle weavers in the group!



Syracuse Weavers Making Waves

Maria Aridgides, "Memories of Santorini" tapestry, is in the annual juried "Made in NY" art exhibit at Schweinfurth Museum in Auburn. The show runs until May 17, 2025.

April Meeting Recap | Karen Smith


Guild Challenge Big Reveal:

Profile Drafts and Block Weaves, So Many Possibilities So Few Hands

Our big reveal of weavings resulting from this year's guild challenge was both impressive and inspiring. With the help of the slide show put together by Eileen Kloss, and the examples that members brought to the meeting, we were able to see many ideas and learn as well! Many thanks to everyone, especially those who could not be at the meeting, who sent images so that we could all enjoy the work that has been accomplished in the past few months.

Here is a brief accounting of the work shared in the slide show:

Nancy Smothergill: **Huck lace with three different thread groupings**, ie. a group of three, another of five and one of seven. Nancy shared with us many samples as well as her thought processes and how she worked through problems.



Nancy Smothergill's huck lace

Valerie Kaiser: **Original draft inspired by the work of Ada Deitz (Algebraic Expressions) and traffic signal phasing**. Simply stated, in traffic signal phasing numbers are assigned to the way traffic moves at an intersection with a light. #1 might be the left turn off the main road. #2 - the right turn off the side road and so on.

Joyce Lock: **Profile Drafts and Block Weaves in Beiderwand**. Look forward to seeing the results in the fall!

Laureen Whitney: **Towels with a border of bees!** This delightful pattern is point twill with mirrored bee images. The towels are woven with 8/2 cotton 20 EPI and 8 shafts woven appeared to be rosepath.

Amy Parker: **Doubleweave** - two scarves. One of them, woven in lace weight cashmere, lambswool, merino, silk and sewing thread, has a gradation of both size and color.

Donna Connery: **Ada Dietz meets Bateman**. Inspired by Sally Orgren's guild program on Ada Dietz design method, Donna used algebraic expressions to order the blocks of her Bateman profile draft.

Sue Szczotka: **Tweaked pattern from the Ada Deitz talk**. With changes in color in both warp and weft, she was able to achieve many variations from just two blocks. Sue also shared a wall hanging based on Kuba Cloth from the Congo as another example of block weave.


Eileen Kloss: **Crackle weave/Summer and Winter**. Her Summer and Winter weave towels will be off the loom for the May meeting. The Crackle weave towels will be executed this summer thanks to weaving software!

Karen Jean Smith: **Summer and Winter** table runner. Karen shared her process of designing her piece, as well as challenges and solutions that arose.

Roberta Mou: **Monk's Belt**. In her first attempt at block weave, Roberta wove two table runners!

Paulette Quinn: **Block weaving with paper.** Paulette painted papers and cut them into strips approximately 1/8 inch wide. She decorated a book cover with a weaving based on **rosepath**. Inside is a page done in **Dornick Twill**.

Bravo everyone!! Learning with beautiful results! What more could a weaver ask from a guild challenge?



Amy Parker's doubleweave



Karen Smith's summer & winter

Eastern Great Lakes Fiber Conference | Nancy Gaus



Eastern Great Lakes Fiber Conference
October 10 - 13, 2025
New Location: St. Bonaventure University
Registration is now open

St. Bonaventure has a gorgeous campus near the Allegheny River; the conference center is modern and spacious. Smart classrooms are an invigorating walk or car ride away on the ground floor of a newly renovated building. (Many students will be away for the holiday weekend.)

Featuring seven workshops taught by world class instructors:

- Weaving 101- Mission Possible: Try Weaving and Complete a Scarf or Two [Jan Hewitt-Towsley](#)
- Sewing to Update & Reuse Your Handmade Fabrics (back by popular demand!) [Liz Spear](#)
- You've Got to be Warped to Weave [Neal Howard](#)
- Boundweave & Krokbragd –The Weft Faced Twills [Tom Knisely](#)
- Landscapes & Identities–A Tapestry Workshop [Micala Sidore](#)
- Ultimate Spinning [Cindy Koedoot-Knisely](#)
- Exploring Needle Felting Techniques [Debbie Penley](#)


Check out EGLFC.org for details. Contact us at EGLFConference@gmail.com with questions or to be added to the mail list.

Upcoming Fiber Events

May 3, 2025 Saturday 10am-5pm	Syracuse Maker Faire	NYS Fairgrounds 581 State Fair Blvd., Syracuse, New York 13209
May 3-4, 2025 Saturday 10am-4pm	Maryland Sheep & Wool Festival	Howard County Fairgrounds West Friendship, MD
May 10, 2025 Saturday 10am-4pm	Shepherd's Wool Market	Rush United Methodist Church 6200 Rush Lima Rd Rush, NY 14543
May 10-11, 2025 Saturday 9am-5pm Sunday 9am-4pm	New Hampshire Sheep & Wool Festival	Deerfield Fair Grounds 34 Stage Rd Deerfield, NH, 03037
May 17-18, 2025 Saturday 10am-4pm Sunday 10am-4pm	Central Pennsylvania Fiber Festival	Lycoming County Fairgrounds 1 East Park Street Hughesville, PA 17737
May 24-25, 2025 Saturday TBA Sunday TBA	Massachusetts Sheep & Woolcraft Fair	Cummington Fairgrounds 97 Fairgrounds Road Cummington, MA 01026
June 7-8, 2025 Saturday 10am-4pm Sunday 10am-4pm	CNY Fiber Arts Festival	Herkimer County Fairgrounds 135 Cemetery Street Frankfort, NY 13340
August 1-3, 2025	Textile History Forum	The Weaver's Croft 334 Jake Martin Road Marshfield VT 05658



Bernd Kraus clasped weft samples done with a pickup stick



Nancy Smothergill holding her latest masterpiece

Syracuse Weavers Guild 2023-2024 Programs | Eileen Kloss

5/3

Annual Luncheon and Towel Exchange

Please join us on May 3 for our final gathering of the year. It's our May luncheon, and will be held at the home of Nancy Smothergill starting at noon. Please bring a dish to pass (with a note about ingredients) and your place setting.

Shall we kick it up a notch and add a twist to the towel exchange? When you bring your handwoven towel to pass along to another member, include a recipe that either inspired it or reminds you of your towel in some way. The connection between the towel and recipe is yours to decide. But can't you see pairing your favorite honey cake recipe with a honeycomb towel? This year we can keep it simple and just exchange them with each other. But maybe next year we go wild and create a cookbook!

Following the luncheon, there will be a brief business meeting.

Membership | Roberta Mou

Our Membership runs from May-May, but we welcome new members any time!

Dues:

Regular: \$30.
Senior (over 62): \$25.
Joining after January: \$15.

Current members:

It is time to renew! Also, if you do not plan on renewing, please email me at the same email. Thank you!

Join or renew by sending me the form with your dues or via Paypal.

To pay online, sign into your PayPal account and send the dues to membershipSWG@gmail.com. *Select "send money to a friend" so the Guild does not pay the transfer fee.* Please include all your contact information in this field.

To pay by check, make checks payable to *Syracuse Weavers Guild* and mail to:

Roberta Mou
205 Burlington Drive
Manlius, NY 13104

Name _____

Phone _____

Email _____

Address _____

City _____

State _____ Zip _____

(For new members) What skill level do you consider yourself?

(For new members) How did you hear about the SWG?

Web Sites and Social Media

SWG Website - Joyce Lock - <https://www.syracuseweaversguild.org>

Visit the website to see the guild calendar, newsletters, a description of the annual guild challenge, activities such as study groups, the FAQs webpage, and a list of resources for weavers.

Instagram - Valerie Kaiser - [syracuse_weavers_guild](#)

Use Instagram to promote the guild and show off our accomplishments. Valerie shows how to post our photos and announcements in a quick 12-minute talk: <https://youtu.be/zCUWrwG6eBk>

SWG Library catalog - Donna Connery - <https://www.librarything.com/catalog/syracuseweaversguild>

SWG has a library available for members to borrow weaving books, magazines, and DVDs. All you need to do is:

- Access our catalog on LibraryThing using the URL above
- Search our catalog (not all of LibraryThing) on keyword to see what we have
- Let Donna know by the Friday before meetings what you'd like

Ravelry group - Donna Connery - <https://www.ravelry.com/groups/syracuse-weavers-guild>

Post questions, challenge discussion topics, and photos of your projects.

Halcyon Yarn - Joyce Lock - <https://halcyonyarn.com/guild/>

When placing an order with Halcyon Yarn, note that you are a member of SWG (by phone, or in the Comments box for web orders), to net SWG 5% of the sale.

SWG Video Archive - Nancy Gaus - Link to playlist is available by request.

Recorded videos of our past monthly programs are available for self study or for study groups. Available to members only.

Members Weaving Interests and Looms - Joyce Lock - Link to file is available by request.

Have a question about a weave structure or loom? Take a look at this list of members' weaving interests and the looms they own. Want to be a mentor to others? Add your interest and the looms you own to the list. Available to members only.

Syracuse Weavers Guild Looms for Rent | Joyce Lock

Rental fee is \$2 per week. If interested in borrowing one of these looms and it is available, please contact the person listed in the table.

Description	Current Use	Contact	Notes
Kyra 22" 4S table loom	Available	Joyce Lock	
Kyra 22" 4S table loom	Travelling Loom	Elaine DuBois	Krokbragd
Peacock 12" 2S loom #1	Available	Joyce Lock	http://possumjimandelizabeth.com/adjusted_images/loom_table_plaid.jpg
Peacock 12" 2S loom #2	Available	Nancy Smothergill	http://possumjimandelizabeth.com/adjusted_images/loom_table_plaid.jpg
Peacock 12" 2S loom #3	Available	Nancy Smothergill	http://possumjimandelizabeth.com/adjusted_images/loom_table_plaid.jpg
Inkle looms	Available	Donna Connery	
Purrington Norris 14" 12S table loom	Not available	Valerie Kaiser	http://www.purringtonlooms.com/tablelooms.htm
LeClerc Dorothy Green Model 12" 8S table loom	Available	Joyce Lock	https://www.camillavalleyfarm.com/weave/leclerchistory.htm Scroll down to find table looms.
LeClerc Dorothy 15" 8S table loom	Available	Joyce Lock	http://www.camillavalleyfarm.com/pics/leclerc/ldor007.jpg
Schacht 25" rigid heddle loom	Available	Joyce Lock	https://schachtspindle.com/products/flip-rigid-heddle-looms

Refreshments | Sally Meyers

The Refreshments volunteers provide a snack or dessert. Members should bring their own lunch, utensils, mug, etc. Please bring any questions or concerns to Sally Meyers.

Duties:

- Know your day. Sally will email a reminder about a week before the meeting.
- Arrange for someone to take your place if you cannot make it and notify Sally.
- Communicate with your partner.
- Provide dessert.
- Arrive early to prepare the table and hot water.

Volunteers:

- Clean up the food area.
- If you notice that items are needed in the supply baskets, let Sally know.

THANK YOU all for volunteering!!

Committees

Booklets

Nancy Smothergill

Meeting Tech Support

Nancy Gaus

Sample Book Curator

Eileen Kloss

Communications

Meg Welch

Membership

Roberta Mou

Social Media

Valerie Kaiser

Equipment Coordinator

Joyce Lock

Newsletter

Susan Mehringer

Special Projects

Elaine DuBois

Library

Donna Connery

Program

Eileen Kloss

Website Administrator

Joyce Lock

Meeting Space Liaison

Lois Koenig

Refreshments

Sally Meyers

CNY Fiber Arts Festival | Joyce Lock, Sue Szczoka

The [CNY Fiber Arts Festival](#) formerly held in June in Bouckville, NY is moving! While the Herkimer County Fairgrounds means a longer drive for some, this means buildings with concrete floors, real bathrooms, better parking, better handicap access, more food options, and some new vendors from Eastern New York. There will be a dedicated area for fiber arts demonstrators instead of individual guild booths. **Guild members and festival visitors are welcome to bring their own equipment to spin/weave/knit/etc in the company of fellow crafters.** Mark your calendars!

Library | Donna Connery

<https://syracuseweaversguild.org/guild-library/>

Summer can be a great time to try out new ideas. So check out our resources listed on LibraryThing, and make a request that can be delivered at our last gathering, the May luncheon.



Karen Bessimer's shawl woven from
handspun sari silk



Beautiful silk scarves woven by
Sue Szczotka

Call for Entries | Elaine DuBois

We are excited to announce our upcoming guild show being held at Good Shepherd Church in October 2025. Works will be wall mounted and not for sale. In addition, we hope everyone will have a dish towel or two to add to the clothesline display. So get your creativity flowing and look for details soon or contact Donna C or Elaine.


CNY Fiber Arts Festival Viv Fulton Memorial Weaving Competition Joyce Lock, Sue Szczoka

Attention all weavers! Here is a great chance to strut your stuff and maybe win a prize in the process! The CNY Fiber Arts Festival is June 7th and 8th, 2025 at the Herkimer County Fairgrounds in Frankfort, NY. The fairgrounds are east of Utica and easily accessible from the NYS Thruway. This fun, two-day festival has lots of vendors, classes, demonstrations, and more.

The annual Viv Fulton Memorial Weaving Competition is open to weavers of any experience level, both adults and teens. There are three categories - Home Decor, Wearables, and Novice. Cash prizes for first, second, and third places will be awarded in all categories in addition to the People's Choice award. Entries will be judged on originality and execution and may be made from any natural fiber, including bamboo, rayon and Tencel™. See <https://cnyfiberarts.org/weaving-competition/> for more details and to register online. Up to four weavings can be entered; the entry form must be completed by June 1st. So, get your creative weaving juices flowing and plan to enter the competition!

Sally Meyers has generously offered to pick up your entries at the May 3rd guild luncheon, so no need to mail or deliver them to the Herkimer Fairgrounds. Get your creative weaving juices flowing and plan to enter the competition!

Questions? Contact Joyce Lock or Sue Szczotka



More beautiful challenge projects